

ROCKVILLE

SPECIFICATIONS

Application: Subwoofer

Basket Type: Cast iron with black sanded finish

Cone: Ultra stiff black non-pressed paper cone

Dust Cap: Polypropylene dust cap

Surround Style: High density thick stitched foam

Magnet Weight: 40 oz

2" Single 2-Ohm 4-Layer Black Aluminum Voice Coil

Impedance: 2 ohm

CEA / RMS / Peak Watts: 300 / 600 / 1200

Frequency Response: 28Hz – 1.3KHz

TECHINCAL DATA

Cut-out Diameter: 9.37" (238mm)

Mounting Depth: 4.52" (114.80mm)

Gap Plate Inside Diameter: 2.75" (70mm)

Gap Plate Outside Diameter: 5.51" (140mm)

Gap Plate Thickness: 0.98" (25mm)

Yoke Outside Diameter: 5.11" (130mm)

Yoke Pole Diameter: 2" (50mm)

Yoke Thickness: 0.23" (6mm)

Washer Diameter: 0.23" (6mm)

Weight: 7.8 lbs

RECOMMENDED BOX DIMENSIONS

Sealed enclosure: 0.5 – 1.3 cubic feet

Vented Enclosure: 0.9 – 1.6 cubic feet

W10K5S2

10" 2-OHM SVC SUBWOOFER

1200W

PEAK POWER

TS PARAMETERS

- Re: 2.06 Ohm
- Le: 0.677mH
- L2: 1.308mH
- R2: 12.36 Ohm
- Cmes: 1245.81 μ F
- Lces: 12.82mH
- Res: 21.81 Ohm
- fs: 39.8Hz
- Mms: 96.21g
- Mmd (Sd): 89.918g
- Rms: 3.54kg/s
- Cms: 0.166mm/N
- Kms: 6.03N/mm
- Bl: 8.788N/A
- Lambda s: 0.019
- Qtp: 0.588
- Qms: 6.801
- Qes: 0.641
- Qts: 0.586
- Vas: 23.824l (0.84 cu ft)
- n0: 22%
- Lm: 85.62dB
- Lnom: 85.5dB
- Sd: 314.16cm²
- rmse Z: 5.49%
- rmse Hx: 2.9%

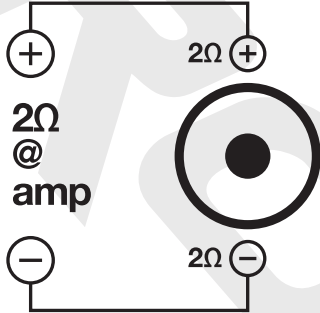
WOOFER WIRING CONFIGURATIONS

Use the diagrams below to determine which amplifier is best compatible with your subwoofers, and to determine the best way to wire your subwoofers to your amplifier.

ONE 2Ω SVC WOOFER

Wiring one SVC sub to an amp is the most basic type of wiring. The best option is to always match the exact impedance of the sub to the exact impedance the amp is stable at. For a SVC 2-ohm sub, we recommend that you wire it to a 2-ohm stable mono amp. A 1-ohm stable mono amp will work just fine as well. Just be sure to match the power of the amplifier to the power of the subwoofer.

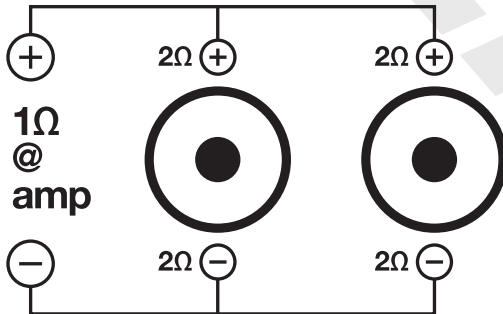
WIRED TO A 2-OHM OR 1-OHM STABLE MONO AMPLIFIER



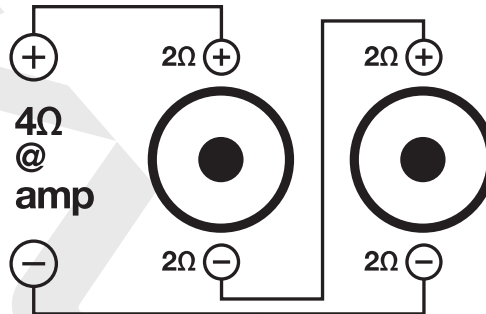
TWO 2Ω SVC WOOFERS

You can either run this set-up in parallel to a 1-ohm mono amp or in series to a 4-ohm amp. One other option is to use a 2-ohm stable 2-channel amp and run one sub per channel.

WIRED IN PARALLEL TO A 1-OHM STABLE MONO AMPLIFIER



WIRED IN SERIES TO A 2-CHANNEL AMP BRIDGED AT 4 OHMS



WIRED TO A 2-OHM STABLE 2-CHANNEL AMPLIFIER

