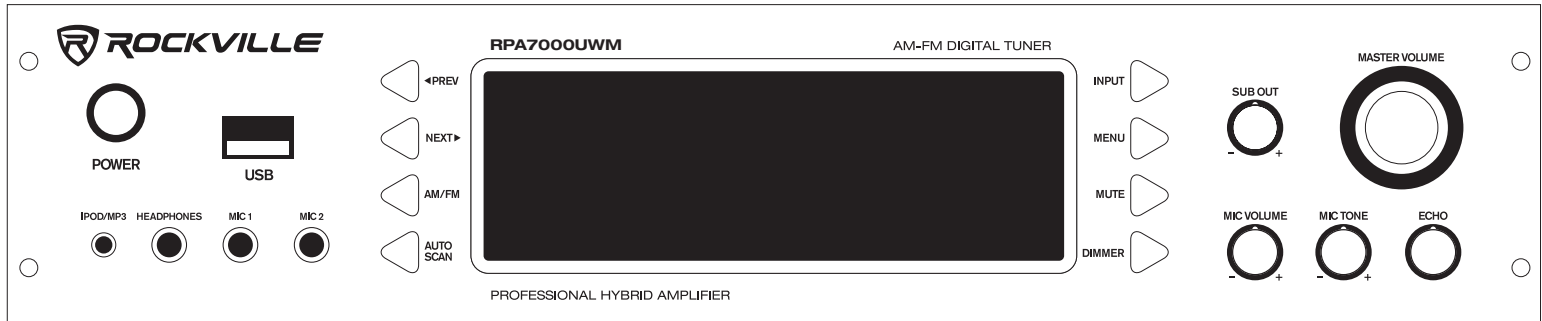


# ROCKVILLE



## OWNER'S MANUAL

### RPA7000UWM

PROFESSIONAL MIXING KARAOKE AMPLIFIER WITH AM/FM  
DIGITAL TUNER & 2 WIRELESS MICROPHONES

# **ROCKVILLE**


Thank you for purchasing this Rockville RPA7000UWM Professional Mixing Karaoke Amplifier with AM/FM Digital Tuner & 2 Wireless Microphones.

We are very proud to bring you what we consider to be the absolute best value line pro audio equalizers. This project has been a culmination of years of development involving a team of dreamers, engineers, designers and marketing gurus. Proudly conceived and developed in the USA, Rockville pro audio equalizers are designed and engineered by a team of music enthusiasts, DJ's and musicians.

We have spared no expense in manufacturing these equalizers to meet the highest quality standards. With proper care and installation this unit will provide you with the highest levels of sound quality. We hope that this unit will bring you years of performance and reliability.

Our goal to you and to your audience is to hear "live performance sound" the way it was meant to be experienced.

Please read this installation guide carefully for proper use of your Rockville RPA7000UWM Professional Mixing Karaoke Amplifier. Should you need technical assistance during or after your installation please call our technical help line at 1-646-758-0144, Monday through Friday, 9am to 5pm EST.



# **ROCKVILLE**

## Features / Specifications

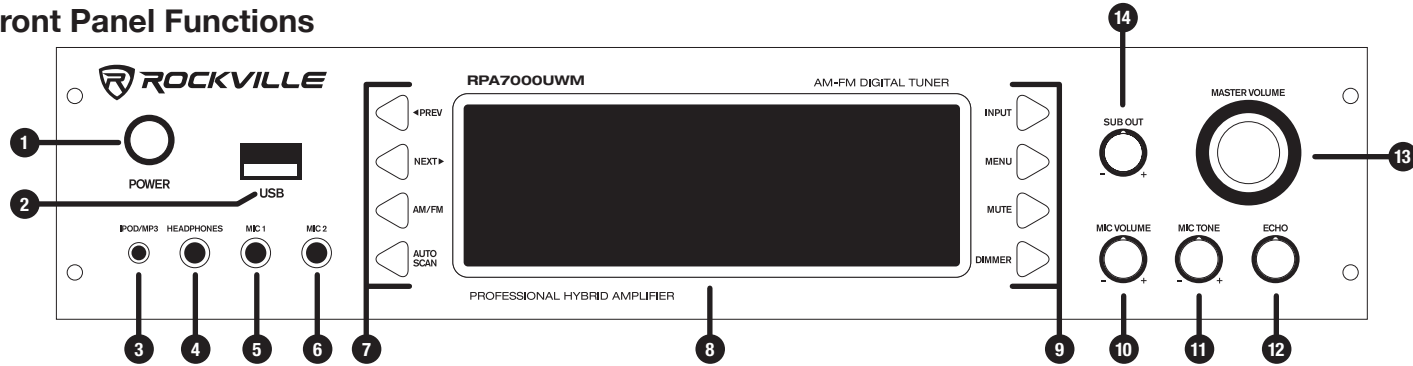
- 19" rack mountable (removable rack brackets) digital mixing receiver
- 2 channel amplifier, powers 4 speakers
- 125w @ 4 ohms per channel
- 100w @ 8 ohms per channel
- Built in Preamplifier
- Multi color LED display
- Digital Quartz Synthesized AM/FM tuner with 50 presets & auto scan
- Remote control for quick access to all functions
- Vacuum Fluorescent Digital output display meters
- Separate gain controls for pre-amp & sub woofer
- Digital Karaoke system
- 2 wireless microphones included
- 2 front microphone inputs with volume, tone and echo controls
- Built in microphone mixer with Echo control
- USB input for MP3
- 3.5mm input for iPod/MP3 player
- Spectrum analyzer equalizer display
- Turbo cooling twin fan system
- 1/4" headphone jack
- Individual pre-amp output controls with control knobs
- DVD/CD RCA input
- RCA Record Line Output
- RCA sub woofer output for external sub woofer amplifier
- RCA pre-amp output for adding an amplifier for additional PA speakers or monitors
- Banana plug / binding post outputs for 4 speakers
- THD: less than 0.1%
- Input sensitivity: 400mv/33K ohm
- Frequency response: (20Hz-20KHz):  $\pm 2$ dB
- Signal to noise ratio: 80db
- Tone characteristic (100Hz-10KHz)  $\pm 12$ dB
- 110v/220v switchable
- Dimensions: 19"w x 11.75"d x 3.5"h
- Shipping weight: 15 lbs



## **IMPORTANT SAFETY INSTRUCTIONS**

- To reduce risk of electric shock, never open the unit. There are no user serviceable parts, for service to an authorized Rockville service center.
- Do not expose this unit to any kind of moisture.
- Do not place this unit near heat sources or expose to direct sunlight.
- Do not place anything on top of unit. Doing so will block vents and cause the unit to overheat.
- Please ensure that the unit is situated in a properly ventilated area.

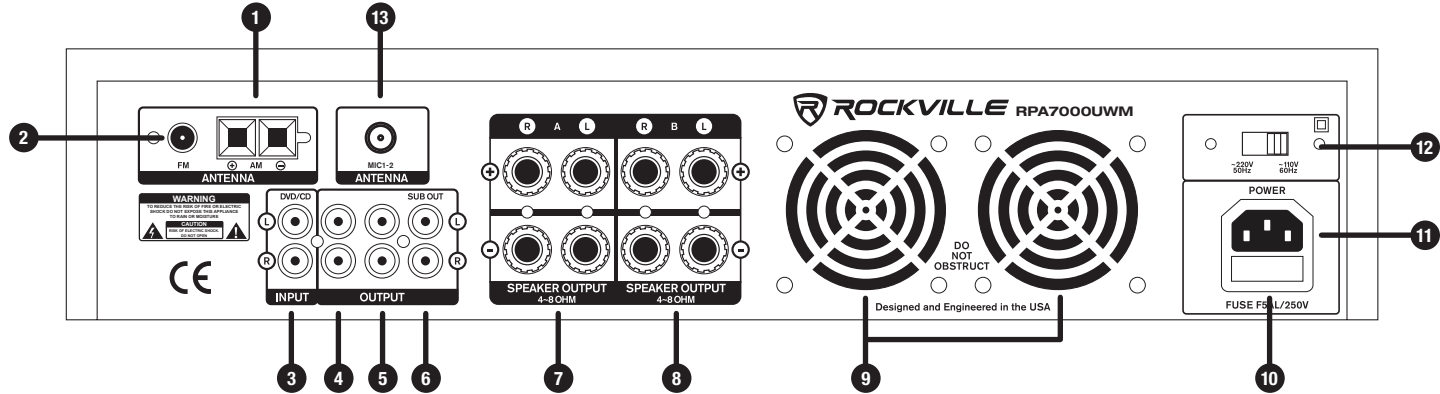
## Front Panel Functions



1. Power Button
2. USB input
3. 3.5mm iPod/MP3 input
4. 1/4" headphone output
5. 1/4" Microphone 1 input
6. 1/4" Microphone 2 input
7. Functions 1:
  - a. Previous/Next buttons: In USB mode move forward or backwards between tracks. When in Tuner mode move forward or backwards between stations.
  - b. AM/FM - Play/Pause button: In USB mode plays and pauses current track. In Tuner mode toggles between AM and FM.
  - c. Auto Scan button: Scans between station. Press and hold for several seconds to store station. Can store up to 50 stations.
8. Vacuum Fluorescent Display
9. Functions 2:
  - a. Input button: Toggles between input sources (iPod, MP3 player, USB, DVD, CD, and Tuner).
  - b. Menu button: Controls functions of Master Volume knob (Volume, Bass, Treble, Balance, Preset Stations).
  - c. Mute button
  - d. Dimmer button: Dims LED illumination.
10. Microphone Volume control
11. Microphone Tone control
12. Microphone Echo control
13. Master Volume control: Using the Menu button to toggle between settings, this knob can be used to adjust Bass, Treble, and Balance. Can also be used to move between preset stations.
14. Sub woofer Output Volume control.

# ROCKVILLE

## Rear Panel Functions



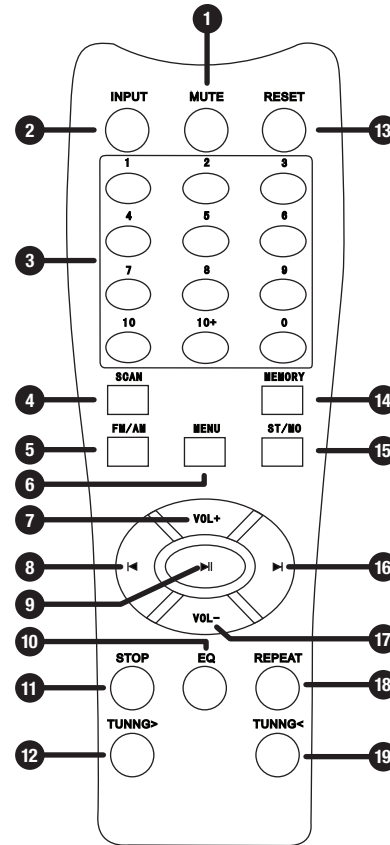
1. AM antenna connections
2. FM antenna connection.
3. Pre Amp Audio signal in
4. Pre Amp Audio signal output A
5. Pre Amp Audio signal output B
6. Sub woofer output
7. Speaker output A
8. Speaker output B
9. Cooling fans
10. User serviceable fuse
11. IEC AC power socket
12. Voltage selector switch
13. Wireless Microphone Antenna

### IMPORTANT

WHEN POWERING 4 SPEAKERS MINIMUM IMPEDANCE PER SPEAKER CAN BE NO LOWER THAN 8 OHMS. USING 4 SPEAKERS AT 4 OHMS WILL EVENTUALLY CAUSE UNIT FAILURE.

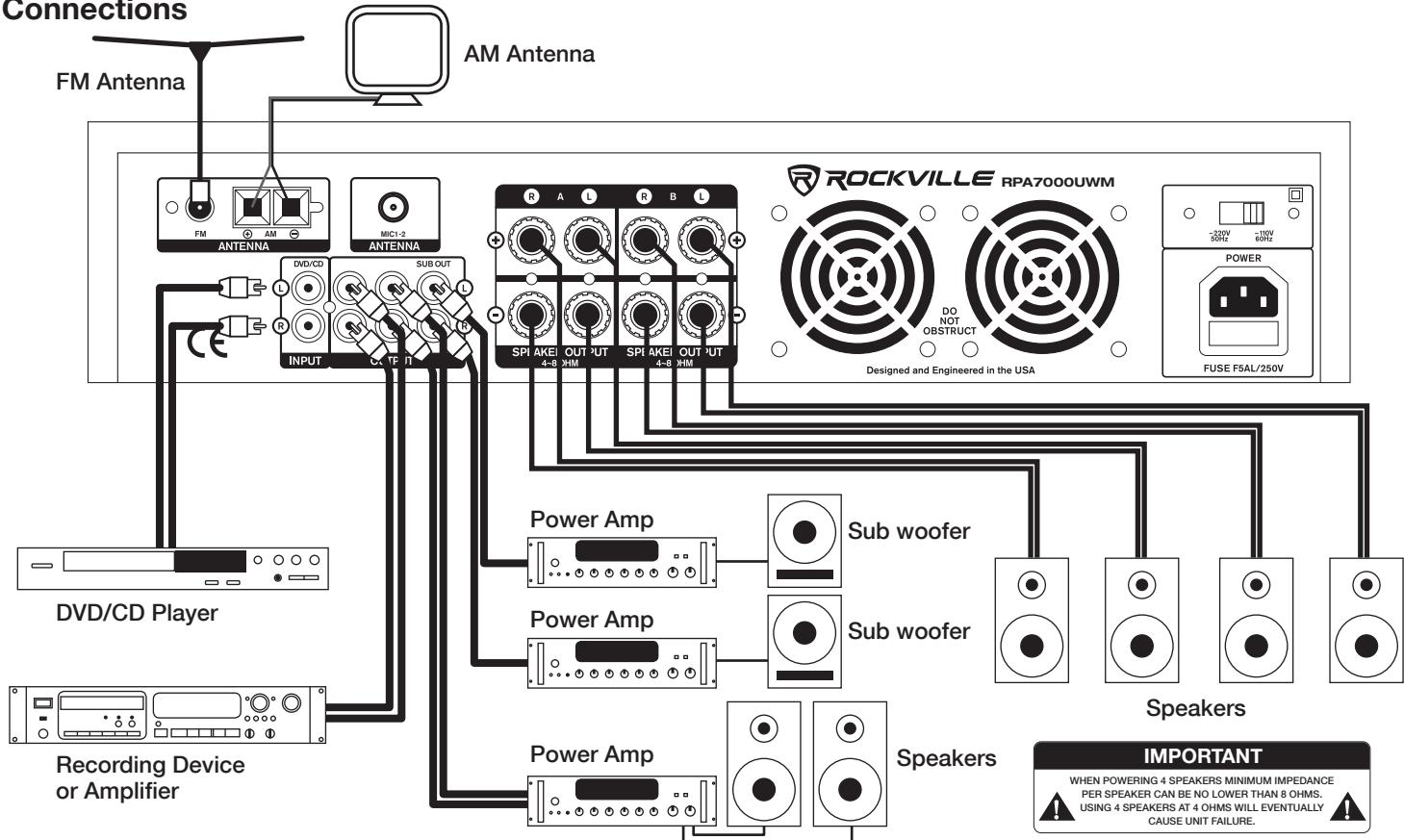
## Remote Control Functions

1. Mute button
2. Input button: Switch between input sources.
3. Numeric key pad
4. Scan button: Scan between stations.
5. AM/FM button: Switch between signal AM/FM signal.
6. Menu button: Controls functions of Master Volume (Volume, Bass, Treble, Balance, Preset Stations).
7. Master Volume + button: Increases volume level.
8. Previous button: Move back through tracks from USB input.
9. Play/Pause button: Play and pause music from USB input.
10. EQ button
11. Stop button: Stops music playing from USB input.
12. Tuning Back button: Move back through radio stations.
13. Reset button
14. Memory button: Allows user to save desired stations.
15. Stereo/Mono button: Toggles between Stereo and Mono modes.
16. Next button: Move forward through tracks from USB input.
17. Master Volume – button: Decreases volume level.
18. Repeat button: Repeats current track from USB input
19. Tuning Forward button: Move forward through radio stations.



# ROCKVILLE


## Connections





**RPA7000UWM**

***ROCKVILLE***



**RockvillePro.com**

© 2014 ROCKVILLE // Features and specifications are subject to change and or improvement without notice.