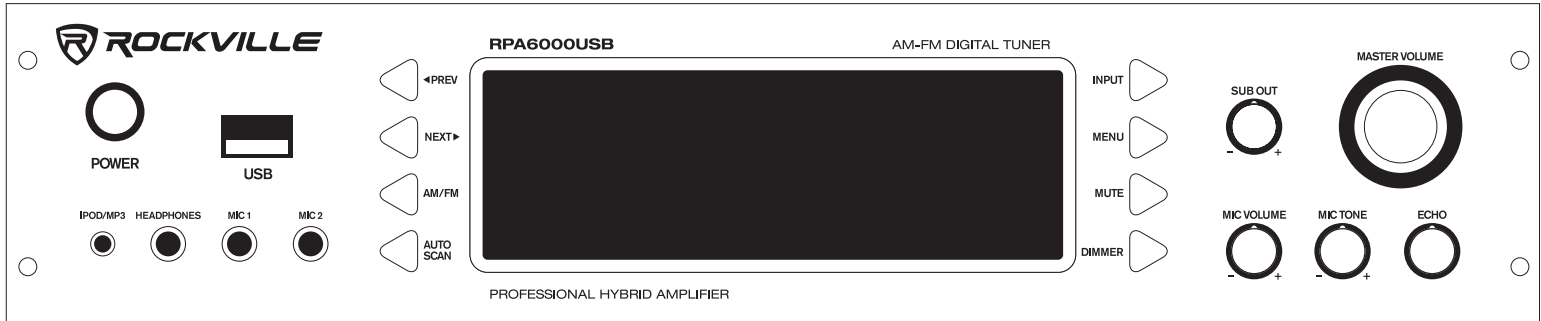


# ROCKVILLE



OWNER'S MANUAL

**RPA6000USB**

PROFESSIONAL MIXING KARAOKE AMPLIFIER WITH AM/FM DIGITAL TUNER

**ROCKVILLE**


Thank you for purchasing this Rockville RPA6000USB Professional Mixing Karaoke Amplifier with AM/FM Digital Tuner.

We are very proud to bring you what we consider to be the absolute best value in pro audio equalizers. This project has been a culmination of years of development involving a team of dreamers, engineers, designers and marketing gurus. Proudly conceived and developed in the USA, Rockville pro audio equalizers are designed and engineered by a team of music enthusiasts, DJ's and musicians.

We have spared no expense in manufacturing these equalizers to meet the highest quality standards. With proper care and installation this unit will provide you with the highest levels of sound quality. We hope that this unit will bring you years of performance and reliability.

Our goal to you and to your audience is to hear "live performance sound" the way it was meant to be experienced.

Please read this installation guide carefully for proper use of your Rockville RPA6000USB Professional Mixing Karaoke Amplifier. Should you need technical assistance during or after your installation please call our technical help line at 1-646-758-0144, Monday through Friday, 9am to 5pm EST.



**ROCKVILLE**

## Features / Specifications

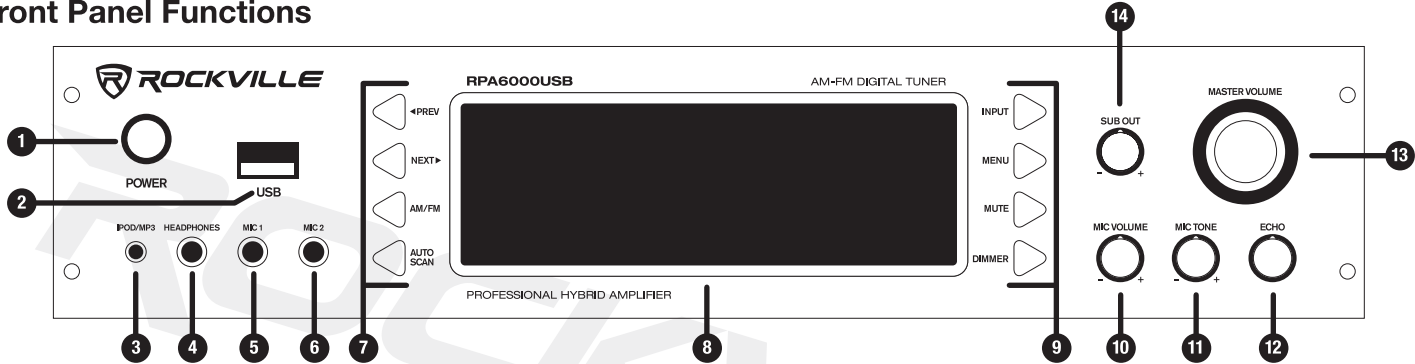
- 19" rack mountable (removable rack brackets) digital mixing receiver
- 2 channel amplifier, powers 4 speakers
- 4 Ohms: 125w x 2 RMS/500w x 2 Peak
- 8 Ohms: 100w x 2 RMS/400w x 2 Peak
- Built in Preamplifier
- Multi color LED display
- Digital Quartz Synthesized AM/FM tuner with 50 presets & auto scan
- Preset EQ (rock, pop, classical, jazz)
- Remote control for quick access to all functions
- Vacuum Fluorescent Digital output display meters
- Separate gain controls for pre-amp & sub woofer
- Digital Karaoke system
- 2 front 1/4" microphone inputs with volume, tone and echo controls
- Built in microphone mixer with Echo control
- USB input for music files from USB Thumb Drive (will charge iPod but does not offer playback)
- 3.5mm input for iPod/MP3 player
- Spectrum analyzer equalizer display
- Turbo cooling twin fan system
- 1/4" headphone jack
- Individual pre-amp output controls with control knobs
- DVD/CD RCA input
- RCA Record Line Output
- RCA sub woofer output for external sub woofer amplifier
- RCA pre-amp output for adding an amplifier for additional PA speakers or monitors
- Banana plug/binding post outputs for 4 speakers\*
- THD: less than 0.1%
- Input sensitivity: 400mv/33K ohm
- Frequency response: (20Hz-20KHz): ±2dB
- Signal to noise ratio: 80db
- Tone characteristic (100Hz-10KHz) ±12dB
- 110v/220v switchable
- Dimensions: (W x D x H) 19" x 11.75" x 3.5"
- Shipping weight: 15 lbs

\*Optimized for SINGLE banana plugs not DUAL

## **IMPORTANT SAFETY INSTRUCTIONS**

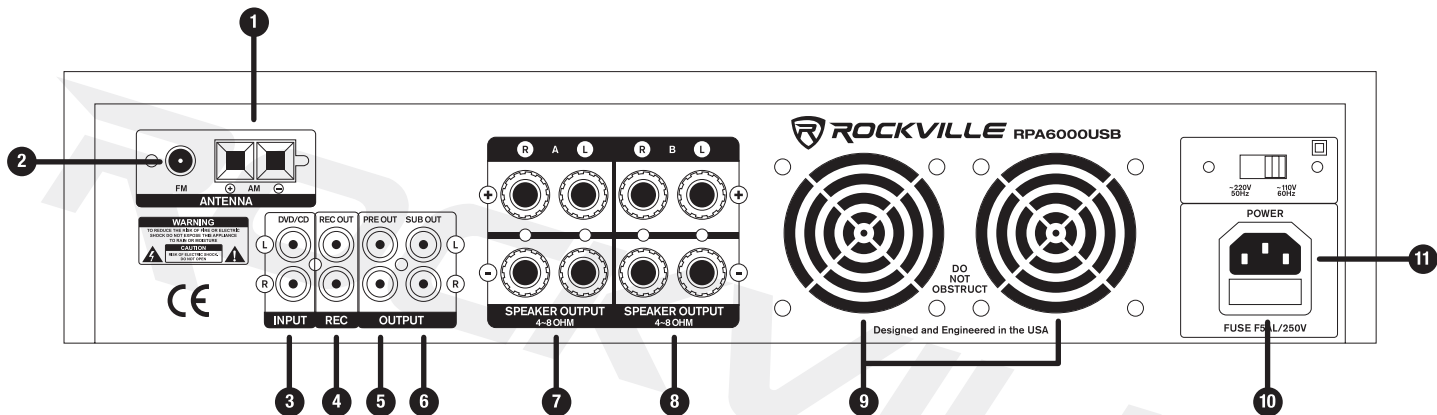
- To reduce risk of electric shock, never open the unit. There are no user serviceable parts, for service to an authorized Rockville service center.
- Do not expose this unit to any kind of moisture.
- Do not place this unit near heat sources or expose to direct sunlight.
- Do not place anything on top of unit. Doing so will block vents and cause the unit to overheat.
- Please ensure that the unit is situated in a properly ventilated area.

## Front Panel Functions



1. Power Button
2. USB input for USB thumb drive (supports iPod charging)
3. 3.5mm iPod/MP3 input
4. 1/4" headphone output
5. 1/4" Microphone 1 input
6. 1/4" Microphone 2 input
7. Functions 1:
  - a. Previous/Next buttons: In USB mode move forward or backwards between tracks. When in Tuner mode move forward or backwards between stored stations.
  - b. AM/FM - Play/Pause button: In USB mode plays and pauses current track. In Tuner mode toggles between AM and FM.
  - c. Auto Scan button: Scans and automatically stores stations.
8. Vacuum Fluorescent Display
9. Functions 2:
  - a. Input button: Toggles between input sources (iPod/MP3 player, USB/AUX, DVD/CD, and Tuner).
  - b. Menu button: Controls functions of Master Volume knob (Volume, Bass, Treble, Balance).
  - c. Mute button
  - d. LED button: Turns off LED illumination.
10. Microphone Volume control
11. Microphone Tone control
12. Microphone Echo control
13. Master Volume control: Using the Menu button to toggle between settings, this knob can be used to adjust Bass, Treble, and Balance.
14. Sub woofer Output Volume control.

## Rear Panel Functions



1. AM antenna connections
2. FM antenna connection.
3. Pre Amp Audio signal in
4. Pre Amp Audio Record signal output A (non-mixed music output only)
5. Pre Amp Audio signal output B (mixed output including wireless microphones)
6. Sub woofer output
7. Speaker output A
8. Speaker output B
9. Cooling fans
10. User serviceable fuse

11. IEC AC power socket
12. Voltage selector switch

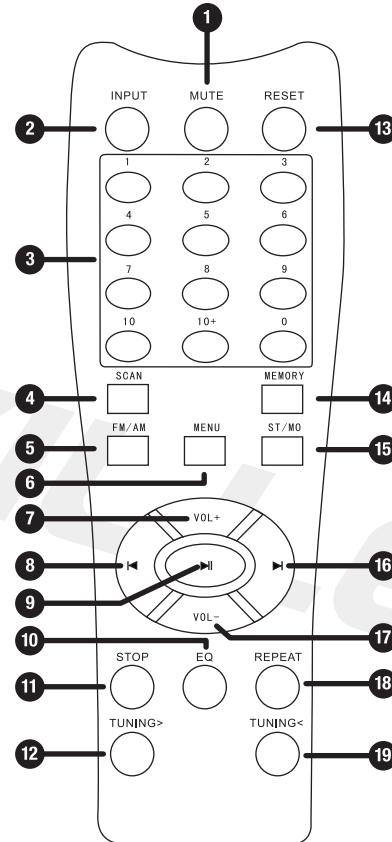
### IMPORTANT

WHEN POWERING 4 SPEAKERS MINIMUM IMPEDANCE PER SPEAKER CAN BE NO LOWER THAN 8 OHMS. USING 4 SPEAKERS AT 4 OHMS WILL EVENTUALLY CAUSE UNIT FAILURE.

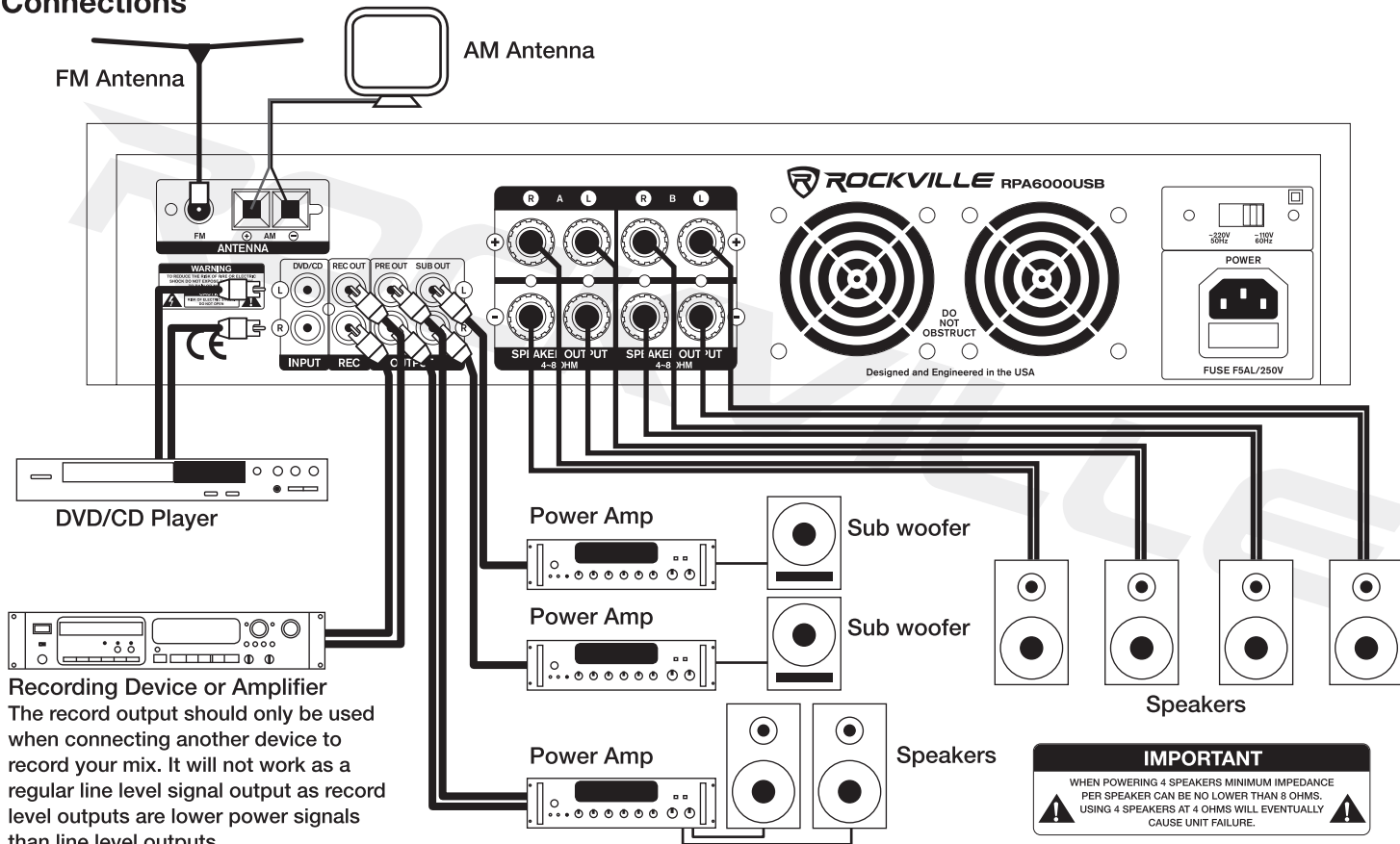
NOT OPTIMIZED FOR DUAL BANANA PLUG SPACING. USE SINGLE PLUGS OR CONNECT RAW WIRE TO BINDING POST.

## Remote Control Functions

1. Mute button
2. Input button: Switch between input sources.
3. Numeric key pad: In USB mode use to manually select tracks. In radio mode use to manually select stored stations.
4. Scan button: Scan between stations.
5. AM/FM button: Switch between AM/FM signal.
6. Menu button: Controls functions of Master Volume (Volume, Bass, Treble, Balance).
7. Master Volume + button: Increases volume level.
8. Previous button: Move back through tracks from USB input.
9. Play/Pause button: Play and pause music from USB input.
10. EQ button: toggle between 8 preset EQ settings
11. Stop button: Stops music playing from USB input.
12. Tuning Back button: Move back through radio stations.
13. Reset button: Resets volume to 20dB.
14. Memory button: Allows user to save selected stations.
15. Stereo/Mono button: Toggles between Stereo and Mono modes.
16. Next button: Move forward through tracks from USB input.
17. Master Volume – button: Decreases volume level.
18. Repeat button: Repeats current track from USB input
19. Tuning Forward button: Move forward through radio stations.



## Connections





RPA6000USB

ROCKVILLE



## FEDERAL COMMUNICATIONS COMMISSION COMPLIANCE INFORMATION

Responsible party name: Rockville

Address: 600 Bayview Ave.  
Entrance A  
Inwood, NY 11096

Hereby declares that the product(s) RPA6000USB Professional Mixing Karaoke Amplifier with AM/FM Digital Tuner complies with FCC rules as mentioned in the following paragraph:

This device complies with Part 15 of the FCC rules. Operation is subject to the following two conditions: (1) this device may not cause harmful interference, and (2) this device must accept any interference received, including interference that may cause undesired operation.


Note: This equipment has been tested and found to comply with the limits for a Class B digital device, pursuant to Part 15 of the FCC rules. These limits are designed to provide reasonable protection against harmful interference in a residential installation. This equipment generates, uses and can radiate radio frequency energy and, if not installed and used in accordance with the instructions, may cause harmful interference to radio communications. However, there is no guarantee that interference will not occur in a particular installation. If this equipment does cause harmful interference to radio or television reception, which can be determined by turning the equipment off and on, the user is encouraged to try to correct the interference by one or more of the following measures:

- Reorient or relocate the receiving antenna.
- Increase the separation between the equipment and receiver.
- Connect the equipment into an outlet on a circuit different from that to which the receiver is connected.
- Consult the dealer or an experienced radio/TV technician for help.

RPA6000USB

ROCKVILLE

***ROCKVILLE***



**RockvillePro.com**

© 2017 ROCKVILLE // Features and specifications are subject to change and or improvement without notice.