



RDMS7





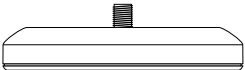
Assembly Instructions

Thank you for purchasing the RDMS7 Desktop Mic Stand with 11.8" Gooseneck. Please read these assembly directions carefully before use. Make sure all parts are included. If any parts are missing please contact our technical help line at 1-646-758-0144, 24 hours a day/7 days a week.



Scan the QR code or go to rockvillesupport.com/rdms7 to access how-to video(s), the assembly instructions, and other important information you may need to get the most out of your item.

Included

mic clip		1 pc.
3/8 th to 5/8 th inch adapter		1 pc.
1/4" adapter		1 pc.
gooseneck		1 pc.
weighted base		1 pc.

Additional Accessories

For added functionality, the RDMS7 can be used with these Rockville products:

- **IPS22 Smartphone/Tablet Mount**
www.rockvilleaudio.com/ips22
- **ROCKSHOCK Studio Condenser Microphone Metal Shock Mount**
www.rockvilleaudio.com/rockshock
- **ROCKPOP Double Screen Recording Mic Pop Filter w/Metal Gooseneck Clamp**
www.rockvilleaudio.com/rockpop
- **ROCKSHIELD 3 Large Studio Mic Isolation Shield w/Sound Dampening Foam**
www.rockvilleaudio.com/rockshield-3

